

Disaster Evacuation Action

~ Please post this where it can be easily seen ~

In cases of storm and flood disaster (storm, flood, and sediment related disaster)

Attention to Public Information





Types of Public announcements	Situations when public announcements will be made	Actions to take
Information on the opening of voluntary evacuation site	<ul style="list-style-type: none"> Situations of concerning storms, floods, or landslides due to natural conditions, such as a typhoon. 	<ul style="list-style-type: none"> Pay attention to weather information. When you think it is dangerous, voluntarily go to the temporary evacuation site.
Evacuation preparation / Commencement of evacuation procedures for the elderly and others requiring assistance	<ul style="list-style-type: none"> Situations linked to high possibilities of human injury or loss of life due to the occurrences of storms, floods, and landslides. 	<ul style="list-style-type: none"> Those who need time to evacuate, such as senior citizens, handicapped citizens, and those who have children should start evacuation. The other citizens should pay attention to the weather and for prepare for evacuation. When you think it is dangerous, please evacuate.
Evacuation Advisory	<ul style="list-style-type: none"> Situations linked to the higher probability of human injury or loss of life. When a landslide warning is made. 	<ul style="list-style-type: none"> Start evacuating immediately. In case it is dangerous outside, immediately evacuate to a safe place.
Instructions for Evacuation (Urgent)	<ul style="list-style-type: none"> Threatening events are confirmed and danger is imminent. Situation of extremely high increase of probability of human injury or loss of life. 	<ul style="list-style-type: none"> Evacuate urgently. Those who have not yet done so, evacuate to the shelter immediately. In case it is dangerous outside, evacuate to a safe place immediately.

The noted conditions in the above are guidelines when you undertake an evacuation. Even when conditions do not meet the notes above, there are times when announcements are given, so please be watchful with public official information.

※ When you evacuate, bring an emergency bag with you (for example: food, drinking water, your medicine, etc.)

In case of an Earthquake

Timetable guideline: The "3-3-3" Principle

<p>~3 minutes</p> <p>Secure bodily protection</p> 	<p>30 minutes</p> <p>Secure rescue structure</p> <p>Gather at Evacuation Meeting location</p> 	<p>3 hours</p> <p>Discovery and rescue efforts for injured and others requiring assistance</p> 	<p>3 days</p> <p>Local safety confirmation system, ideally set up for opening of Evacuation Shelter operations</p> 	<p>Reference:</p> <p>3 weeks</p> <p>Recovery period completed in 3 months</p> <p>Entering into temporary housing</p>
--	---	--	---	--

Published by the Kyotanabe City Safety Development Office 2018 October

Kyotanabe City Tanabe 80 TEL: 0774-64-1307 FAX: 0774-64-1305