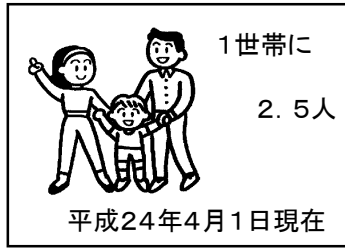
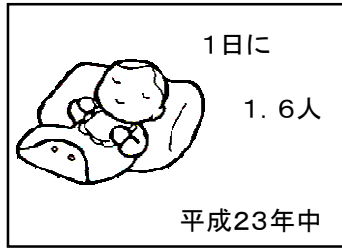


京田辺市民の暮らし



1世帯当たり人口




出生



死亡



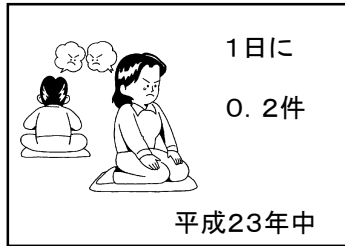
転入



転出



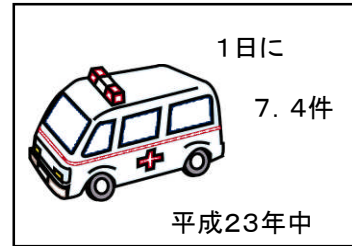
婚姻



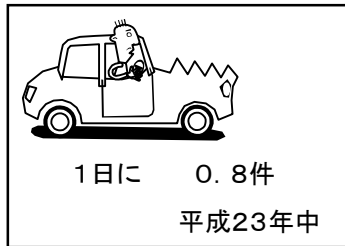
離婚



火災



救急出動



交通事故(人身)



刑法犯罪



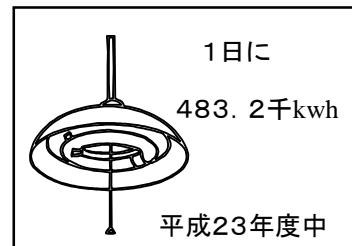
ごみ収集量(可燃物)



ごみ排出量(可燃物)



水道使用量



電気使用量(特定規模需要を除く)

